

MGEN

2023 Financial Report

MGEN. The leading mutual insurer for public service employees
We commit to each other

mgen[★]

GRUPE **vyv**



CONTENTS

FINANCIAL STATEMENTS AND LIST OF DIRECTORS' MANDATES

MGEN GROUP	03
MGEN UNION	10
MGEN	20
MGEN ACTION SANITAIRE ET SOCIALE	32
MGEN CENTRES DE SANTÉ	41

MGEN GROUP

FINANCIAL STATEMENTS

MGEN GROUP CONSOLIDATED BALANCE SHEET – ASSETS
AS AT 31 DECEMBER 2023

<i>In thousands of euros</i>	31/12/2023	31/12/2022
Goodwill	34,508	-
Intangible assets	10,511	14,124
Other intangible assets	10,511	14,124
Investments by insurance companies	12,384,215	3,832,071
Property/land and building investments	683,637	558,988
Investments in affiliate companies and companies linked by participating interests	263,524	60,696
Other investments	11,437,054	3,212,387
Of which receivables for cash deposited with ceding companies	124,753	113,518
Investments representing unit-linked commitments	22,909	-
Investments by other companies	9,218	7,025
Investments in associates	118,639	113,369
Share of reinsurers in the technical provisions	73,935	79,645
Life technical provisions	1,558	3,177
Non-life technical provisions	72,377	76,468
Insurance and reinsurance receivables	146,107	121,782
Receivables arising from direct transactions and transactions in substitution	133,563	111,213
- Premiums yet to be written	11,298	9,660
- Other receivables arising from direct transactions and transactions in substitution	122,265	101,553
Receivables arising from reinsurance transactions and cessions in substitution	12,544	10,568
Receivables from banking sector companies	407,200	152,396
Other receivables	281,773	170,837
Other assets	881,109	348,130
Tangible operating assets of insurance companies	32,736	34,941
Property, plant and equipment	845,614	310,205
Stock	2,759	2,984
Prepayments and accrued income	124,803	56,470
Accrued interest and rent	123,561	10,455
Other accruals	1,241	46,015
TOTAL ASSETS	14,494,926	4,895,848

As at 31 December 2023, the MGEN Group's balance sheet increased by €9,256 million following MGEN's acquisition of a 51% equity interest in UMR SA, resulting in its inclusion in the scope of combination.

MGEN GROUP BALANCE SHEET – LIABILITIES
AS AT 31 DECEMBER 2023

<i>In thousands of euros</i>	31/12/2023	31/12/2022
Mutual funds and Group reserves	2,493,922	2,322,788
Shareholders' equity	2,486,980	2,324,037
Establishment funds and equivalent	69,378	65,378
Reserves	2,343,422	2,178,480
Retained earnings	- 8,932	-
Combined result	83,113	80,183
Other mutual funds	6,942	- 1,249
Endowment funds with right of redemption	- 14,067	- 23,777
Net grants	21,009	22,528
Minority interests	122,609	-
Technical provisions	10,880,133	2,005,183
Unit-linked technical provisions	23,071	-
Dedicated funds	11,184	11,188
Provisions for liabilities and charges	44,170	51,533
Insurance and reinsurance liabilities	141,327	101,059
Debts owed to banking sector companies	64,278	67,558
Other payables	495,422	332,204
Other loans, deposits and guarantees received	128,271	2,205
Staff	47,390	43,138
State, social welfare bodies and public authorities	174,634	149,623
Other payables	145,128	137,238
Accruals and deferred income	63,811	4,335
TOTAL LIABILITIES	14,494,926	4,895,848

MGEN GROUP CONSOLIDATED PROFIT AND LOSS ACCOUNT
AS AT 31 DECEMBER 2023

In thousands of euros	2023			2022	
	Life insurance	Non-life insurance	Other activities	TOTAL	TOTAL
Premiums written	266,122	2,624,557		2,890,679	2,678,446
Change in unearned premiums		681		681	- 1,181
Earned premiums	266,122	2,625,237	-	2,891,359	2,677,265
Revenue from other activities			399,781	399,781	348,795
Other operating income	3,043	179,713	58,517	241,273	286,534
Financial income net of expenses	319,088	160,512	678	480,279	53,131
Total current operating income	178,977	2,563,579	450,731	4,012,692	3,365,725
Insurance benefit expenses	- 519,908	- 2,148,567		- 2,668,475	- 2,152,351
Reinsurance result	- 4,423	- 7,115		- 11,538	- 9,239
Expenses from other activities			- 240,049	- 240,049	- 235,870
Management expenses	- 48,233	- 492,910	- 359,485	- 900,628	- 856,523
Total current operating expenses	- 572,564	- 2,648,592	- 599,534	- 3,820,690	- 3,253,983
CURRENT OPERATING INCOME	15,689	316,870	- 140,558	192,002	111,743
Inter-segment transfers	- 12,048	- 140,408	152,455	- 1	14
CORRECTED CURRENT OPERATING INCOME	3,642	176,462	11,897	192,000	111,757
Other net income				- 36,916	- 42,281
Exceptional profit (loss)				9,517	6,285
Income tax				- 77,245	3,613
NET INCOME FROM CONSOLIDATED COMPANIES				87,358	79,374
Share of profits of companies accounted for using the equity method				559	809
COMBINED CONSOLIDATED NET INCOME				87,917	80,183
Minority interests				- 4,804	-
NET INCOME (GROUP SHARE)				83,113	80,183

MGEN GROUP LIFE TECHNICAL ACCOUNT
AS AT 31 DECEMBER 2023

In thousands of euros	2023			2022	
	Gross transactions	Cessions and retrocessions	Net transactions	Net transactions	Net transactions
Premiums	266,122	- 3,344	262,778		182,908
Share of technical account in net investment income	24,746	-	24,746		4,456
Unit-linked life insurance (ULLI) adjustments (capital gains)	- 572	-	- 572		-
Other technical income	3,043	-	3,043		3,045
Cost of claims	- 451,643	- 1,053	- 452,696		- 143,074
- Benefits and costs paid	- 457,337	570	- 456,768		- 124,365
- Cost of provisions for claims	5,694	- 1,623	4,071		- 18,709
Cost of other technical provisions	- 120,978	- 26	- 121,004		- 5,278
- Life insurance provisions	- 83,364	- 26	- 83,390		- 5,278
- Unit-linked provisions	- 7,986	-	- 7,986		-
- Other technical provisions	- 29,627	-	- 29,627		-
Profit sharing	52,713	-	52,713		- 249
Acquisition costs and administrative expenses	- 22,140	-	- 22,140		- 1,647
- Acquisition costs	- 10,736	-	- 10,736		- 1,009
- Administrative expenses	- 11,404	-	- 11,404		- 1,760
- Reinsurance commissions	-	-	-		1,123
ULLI adjustments (capital losses)	17	-	17		-
Other technical expenses	- 26,093	-	- 26,093		- 40,720
Life insurance underwriting result	- 274,784	- 4,423	- 279,208		- 558
Net investment income excluding share of technical account			294,897		- 1,059
Inter-segment transfers			- 12,048		- 6,554
CURRENT OPERATING INCOME			3,642		- 8,171

MGEN GROUP NON-LIFE TECHNICAL ACCOUNT
AS AT 31 DECEMBER 2023

In thousands of euros	2023			2022
	Gross transactions	Cessions and retrocessions	Net transactions	Net transactions
Earned premiums	2,625,237	- 45,661	2,579,576	2,445,486
- Premiums	2,624,557	- 45,635	2,578,922	2,446,901
- Change in unearned premiums	681	- 26	655	- 1,415
Share of technical account in net investment income	69,092	-	69,092	35,088
Other technical income	179,713	-	179,713	179,419
Cost of claims	- 2,175,561	33,443	- 2,142,118	- 1,988,091
- Benefits and costs paid	- 2,112,843	31,197	- 2,081,647	- 1,978,983
- Cost of provisions for claims	- 62,718	2,246	- 60,472	- 9,108
Cost of other technical provisions	26,623	- 980	25,643	16,814
Acquisition costs and administrative expenses	- 232,791	6,082	- 226,708	- 223,036
- Acquisition costs	- 132,392	-	- 132,392	- 143,060
- Administrative expenses	- 100,398	-	- 100,398	- 84,912
- Reinsurance commissions	-	6,082	6,082	4,936
Other technical expenses	- 260,119	-	- 260,119	- 248,159
Change in the equalisation provision	371	-	371	1,100
NON-LIFE INSURANCE UNDERWRITING RESULT	232,565	- 7,115	225,450	218,621
Net investment income excluding share of technical account			91,421	16,779
Inter-segment transfers			- 140,408	- 125,398
CURRENT OPERATING INCOME			176,462	110,003

MGEN GROUP OPERATING PROFIT AND LOSS ACCOUNT FOR OTHER ACTIVITIES
AS AT 31 DECEMBER 2023

In thousands of euros	2023	2022
Turnover	399,781	348,795
Other operating income	58,517	104,070
Staff costs	- 291,570	- 270,671
Other operating expenses	- 240,049	- 235,870
Taxes and duties	- 32,064	- 30,845
Depreciation and provisions	- 35,851	- 35,387
OPERATING INCOME	- 141,236	- 119,907
Investment income	3,071	200
Investment expenses – management	- 2,393	- 2,334
CURRENT OPERATING INCOME	- 140,558	- 122,041
Inter-segment transfers	152,455	131,967
CORRECTED CURRENT OPERATING INCOME	11,897	9,925

MGGEN UNION

FINANCIAL STATEMENTS AND LIST OF DIRECTORS' MANDATES

LIST OF DIRECTORS' MANDATES AND POSITIONS – MGEN UNION AS AT 31 DECEMBER 2023

The French Mutual Insurance Code limits the number of mandates that a person may hold on the boards of mutual insurance companies.

The list of mandates below therefore takes into account the accounting rules laid down in Article L.114-23 of the French Mutual Insurance Code.

ADAM Cécile

49 years old - Primary School Teacher (on secondment)

Director MGEN Union, MGEN

Director UT Mutualité Française Centre Atlantique

ALARY Sylvie

60 years old - Primary School Teacher (on secondment)

Director MGEN Union

Vice-Chairwoman UT Haute-Garonne

Director VYV 3 Terres d'OC

Director UR Occitanie

AUBAILE Pierre

44 years old - Certified Teacher (on secondment)

Director MGEN Union

BABAULT Florence

52 years old - Associate Professor (on secondment)

Vice-Chairwoman MGEN Union, MGEN,

MGEN Action Sanitaire et Sociale, MGEN Centres de Santé, MGEN Partenaires

Director UMG Groupe VYV

Director VYV Partenariat

BEAUDET Thierry

61 years old - Primary School Teacher (on secondment)

Director MGEN Union, MGEN

BETEAU Charles

48 years old - Primary School Teacher (on secondment)

Director MGEN Union

Director UT Vienne

Director Esprit Retraite

BOBO Yannick

48 years old - Certified Teacher (on secondment)

Director MGEN Union

Director VYV 3 Centre-Val de la Loire

BONNEL Mylène

47 years old - Administrative Secretary for National Education and Higher Education (on secondment)

Deputy Vice-Chairwoman MGEN Union,

MGEN, MGEN Action Sanitaire et Sociale, MGEN Centres de Santé, Director MGEN Partenaires

Director Groupe VYV

Director FNMF

BOUBA Céline

48 years old - Primary School Headteacher (on secondment)

Director MGEN Union, MGEN

BOUQUET Fabrice

41 years old - Administrative and Sustainable Development Monitoring Secretary (on secondment)

Director MGEN Union, MGEN

Director MFP

CARDEILLAT Jean-Louis

61 years old - Primary School Teacher (on secondment)

Director MGEN Union, MGEN Action Sanitaire et Sociale, MGEN Centres de Santé

Director VYV 3

Director UT des Hautes-Pyrénées

CHABRISSOUX François

48 years old - Primary School Teacher (on secondment)


Director MGEN Union, MGEN

Director Groupe VYV

Director VYV 3

Vice-Chairman VYV 3 Pays de la Loire

 Mandates held within mutual insurance companies, which must be accounted for.

 Other mandates and positions within mutual insurance companies, which do not have to be accounted for.

CHANTREUIL Christine

55 years old - Primary School Teacher (on secondment)
Director MGEN Union
Deputy Vice-Chairwoman UT MFN SSAM
Director UR Normandie

CHATON Catherine

61 years old - Agricultural and Environmental Engineer,
 Head of Engineering and Training (on secondment)
Director MGEN Union, MGEN Action Sanitaire
 et Sociale, MGEN Centres de Santé
Director VYV 3

CHENUT Éric

50 years old - State Administrative Officer (on secondment)
Director MGEN Union, MGEN, MGEN Partenaires
 Chairman FNMF

COLIN Nadine

61 years old - Certified Teacher (on secondment)
Director MGEN Union
Director UR Grand Est

CREISSEN Bernard

62 years old - Primary School Teacher (on secondment)
Director MGEN Union
Vice-Chairman UT Grand Sud
 Chairman UR Occitanie

DAUGA Isabelle

60 years old - Primary School Teacher (on secondment)
Director MGEN Union
Director UR Nouvelle Aquitaine

DERIU Sergio

56 years old - Primary School Teacher (on secondment)
Director MGEN Union, MGEN
Director Esprit Retraite

DEVILLAIRS Renaud

48 years old - Certified Teacher (on secondment)
Director MGEN Union
Director UT Haute-Saône
General Treasurer UT Comtoise SSAM
Director Union d'unions territoriales 39-70-71
 et comtoise
Director UR Bourgogne-Franche-Comté

FALASCO Sandrine

44 years old - Primary School Teacher (on secondment)
Director MGEN Union
General Secretary UR Sud

FOURNIER Thierry

57 years old - Chief Education Adviser (on secondment)
Director MGEN Union, MGEN Action Sanitaire et Sociale,
 MGEN Centres de Santé
Director VYV 3
Deputy Vice-Chairman UT Aveyron
Director MFPASS
Director UR Occitanie
Treasurer Regional Federal Committee MFP Midi-Pyrénées

GARCIA Caroline

48 years old - Primary School Headteacher (on secondment)
Director MGEN Union
Director VYV 3 Île-de-France
Director VYV Partenariat

GASTEIX Jean-Marc

59 years old - Primary School Teacher (on secondment)
Director MGEN Union, MGEN
Director VYV 3
General Secretary UT Pavillon de la Mutualité
Director UR Nouvelle-Aquitaine
Member Regional Federal Committee MFP Aquitaine

GATIGNOL Valérie

52 years old - Primary School Teacher (on secondment)
Director MGEN Union, MGEN
Director UT Alsace
Director MFPASS
Board Secretary Regional Federal Committee MFP Alsace

GOUEDARD Frédéric

60 years old - Primary School Teacher (on secondment)
Director MGEN Union, MGEN Action Sanitaire et Sociale,
 MGEN Centres de Santé
Director VYV 3
Vice-Chairman VYV 3 IDF
 Chairman UR Île-de-France
Director FNMF

GOUYON Marc

64 years old - Head Senior Technician
 for the French Ministry of Ecological
 and Solidarity Transition (on secondment)
Director MGEN Union
Director MFPASS

GOUZOUGUEC Stéfan

50 years old - Certified Teacher (on secondment)
Vice-Chairman MGEN Union, MGEN,
 MGEN Action Sanitaire et Sociale,
 MGEN Centres de Santé
Vice-Chairman VYV 3
Director VYV 3 Île-de-France
Director MFPASS
Director MFP

GRILLON Dominique

58 years old - Primary School Teacher (on secondment)
Director MGEN Union, MGEN
Director VYV 3
Chairwoman UT Hautes-Pyrénées

HARSTER Anne-Marie

64 years old - Primary School Teacher (on secondment)
Director MGEN Union

JEANNEAU Éric

52 years old - Associate Professor (on secondment)
Director MGEN Union, MGEN
Director Groupe VYV
Director FNMF
Director Esprit Retraite

JOUANNET Thomas

56 years old - Administrative Secretary for National Education
 and Higher Education (on secondment)
Director MGEN Union, MGEN Action Sanitaire
 et Sociale, MGEN Centres de Santé
Director VYV 3
Chairman UT Comtoise
General Secretary MFPASS
Chairman HOSPITALIA Mutualité
Chairman Union d'Unions Territoriales (MFC/MFSL/MFHS/MFJ)
Director UR Bourgogne-Franche-Comté

JULHES Carole

51 years old - Primary School Teacher (on secondment)
Director MGEN Union
Director UR Hauts-de-France

LAMARRE Frédérique

49 years old - State Administrative Officer (on secondment)
Director MGEN Union, MGEN
Director UMG Groupe VYV
Director MFP

LOUIS Joelle

39 years old - Primary School Teacher (on secondment)
Director MGEN Union
Director UR Guyane

MARIE Yvelle

52 years old - Primary School Teacher (on secondment)
Director MGEN Union, MGEN Action Sanitaire
 et Sociale, MGEN Centres de Santé
General Treasurer VYV 3
General Secretary UR des Mutuelles de Guadeloupe

MUSSEAU Isabelle

55 years old - Social Service Technical Adviser
 (on secondment)
Director MGEN Union, MGEN
Director FNMF
Director RMA

NAAS Nadine

63 years old - National Education Inspector
 (on secondment)
Director MGEN Union

OLAONDO Corinne

61 years old - Certified Teacher (on secondment)
Director MGEN Union, MGEN Action Sanitaire
 et Sociale, MGEN Centres de Santé
Director VYV 3
Director UGR personnes âgées VYV 3 Bretagne
Director UR Bretagne

PEHAU Joël

60 years old - Primary School Teacher (on secondment)
Director MGEN Union, MGEN
Director UT Pyrénées-Atlantique

PITRE Michael

55 years old - Primary School Teacher (on secondment)
Director MGEN Union, MGEN, MGEN Partenaires
General Secretary UT Nord-Pas-de-Calais
Director MFP
Vice-Chairman Union des Mutuelles de Dunkerque
Director RMA

QUERCIOLI Didier

62 years old - Primary School Teacher (on secondment)
Director MGEN Union, MGEN
General Secretary MFP

ROGER Stéphanie

50 years old - Primary School Teacher (on secondment)
Director MGEN Union, MGEN

RONDOT Isabelle

62 years old - Certified Teacher (on secondment)
Director MGEN Union, MGEN, MGEN Partenaires
Director Groupe VYV
Vice-Chairwoman MFP
Vice-Chairwoman FNMF

RUDIO Emmanuelle

57 years old - Primary School Teacher (on secondment)
Director MGEN Union, MGEN

Mandates held within mutual insurance companies,
 which must be accounted for.

Other mandates and positions within mutual insurance
 companies, which do not have to be accounted for.

Mandates held within mutual insurance companies,
 which must be accounted for.

Other mandates and positions within mutual insurance
 companies, which do not have to be accounted for.

SABOTIN-DESCLAUD Gabriel

54 years old - Primary School Teacher (on secondment)
Director MGEN Union, MGEN
Vice-Chairman VYV 3 Centre-Val de Loire
General Treasurer UR Centre

SAVIGNAC Matthias

49 years old - Primary School Teacher (on secondment)
Chairman MGEN Union, MGEN,
 MGEN Action Sanitaire et Sociale,
 MGEN Centres de Santé, MGEN Partenaires
Deputy Vice-Chairman UMG Groupe VYV
Deputy Vice-Chairman VYV 3

SEVE Dominique

58 years old - Primary School Teacher (on secondment)
Director MGEN Union

SOUQUET Bertrand

51 years old - Vocational Teacher (on secondment)
Vice-Chairman MGEN Union, MGEN,
 MGEN Action Sanitaire et Sociale,
 MGEN Centres de Santé, **Director** MGEN Partenaires
Director Groupe VYV
Director MFPASS

TAILLARD Christiane

57 years old - Associate Professor (on secondment)
Director MGEN Union
Director UT 42-43-63
Director UR Auvergne Rhône-Alpes

THORR Catherine

57 years old - Primary School Teacher (on secondment)
Director MGEN Union
General Secretary VYV 3 Bretagne

TRUFFAUT Clotilde

47 years old - Certified Teacher (on secondment)
Director MGEN Union, MGEN, MGEN Partenaires

VIALLE Jean-Marie

44 years old - Primary School Teacher (on secondment)
Director MGEN Union
General Treasurer VYV 3 Pays de la Loire

- Mandates held within mutual insurance companies, which must be accounted for.
- Other mandates and positions within mutual insurance companies, which do not have to be accounted for.

MGEN UNION REGISTERED UNDER THE NUMBER 441 921 962

MUTUAL INSURANCE UNION SUBJECT TO THE FRENCH MUTUAL INSURANCE CODE

AMOUNTS PAID TO THE MEMBERS OF THE BOARD OF DIRECTORS

For 2023, the total amounts paid to directors, in accordance with Article L.114-26 of the French Mutual Insurance Code, came to €2,732k for MGEN Union.

COMPENSATION PAID TO THE OPERATIONAL DIRECTOR

None.

FINANCIAL TRANSFERS BETWEEN MUTUALS AND UNIONS

None.

Between MGEN and MGEN UNION

None.

AMOUNT AND ALLOCATION OF PROFIT SHARING

None.

ACQUISITION OF EQUITY INTERESTS IN COMPANIES GOVERNED BY BOOK II OF THE FRENCH COMMERCIAL CODE

Book II of the French Commercial Code contains the provisions governing commercial companies and economic interest groups. Article L.212-7-1 of the French Mutual Insurance Code also states that “equity interest means the direct or indirect holding of at least 20% of the voting rights or capital of a company”.

CREATION OF A VAT GROUP

France’s 2021 Finance Act introduced the VAT Group regime (governed by Article 256 C of the French General Tax Code) with effect from 1 January 2023.

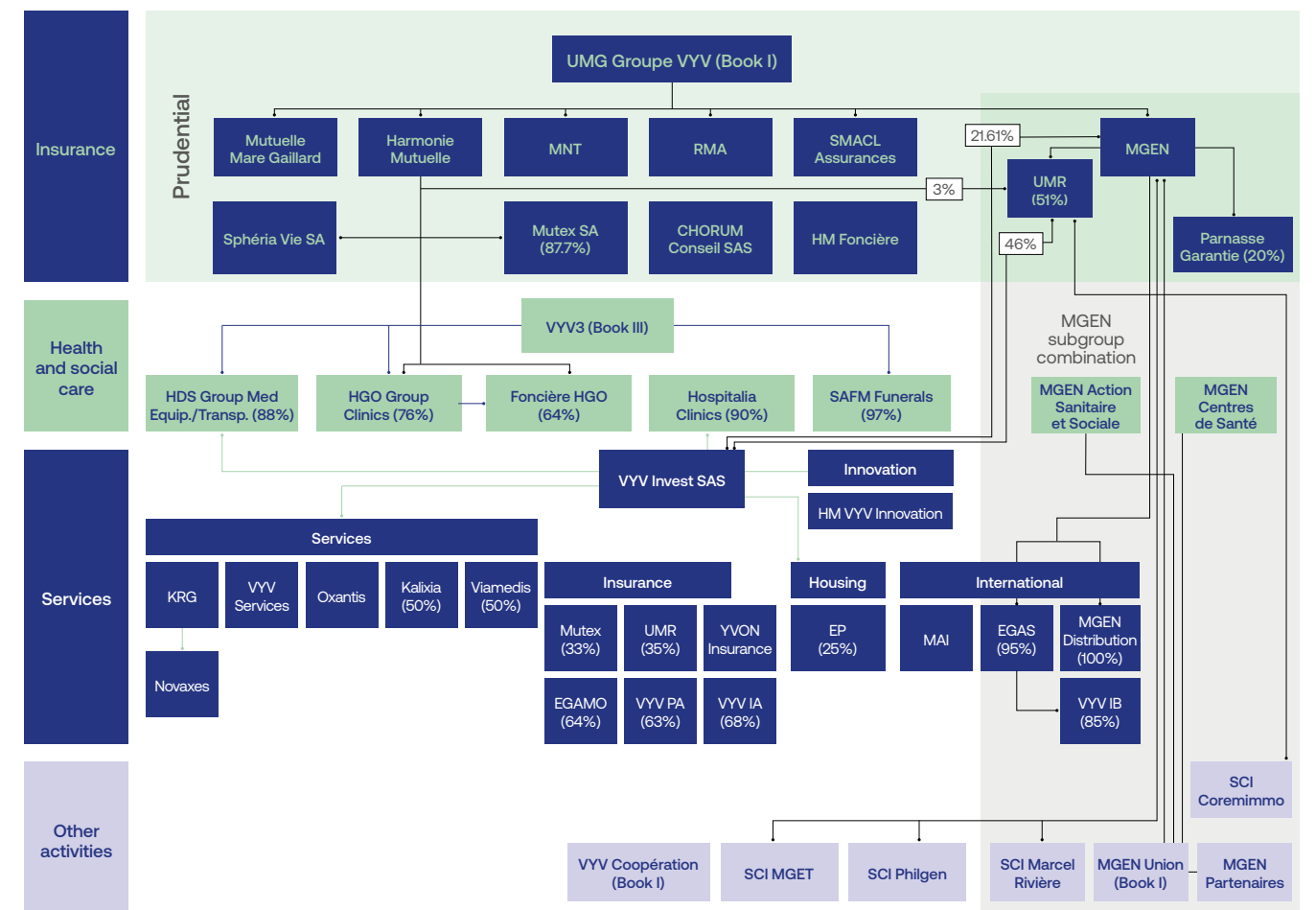
A VAT group is a group where the flows between the entities comprising it are eligible for VAT exemption with the following characteristics:

- The entities in the VAT group must be taxable persons subject to VAT established in France with financial, economic and organisational ties;
- An entity may only be a member of one VAT group (single taxable person);
- Once set up, the minimum period for a VAT group is three years: no late entries or early exits are permitted, except for “natural” entries and exits;
- The VAT group regime is optional (this option must be chosen by 31 October 2022 at the latest for 1 January 2023);
- Within the VAT group, the entities no longer file their returns themselves. These are now filed by the head of the group.

In October 2022, as the head of the group, UMG Groupe VYV became the single taxable person (STP) and provided the tax authorities with a list of the 109 entities falling within the scope of the VAT group from 1 January 2023. As the single taxable person, UMG Groupe VYV has fulfilled all VAT obligations and has paid the VAT owed since this date.

At the meeting of the Board of Directors on 13 September 2022, MGEN Union was approved for membership of the VAT group and became a member via the signing of an agreement with UMG Groupe VYV, with effect from 1 January 2023. As required, this agreement covers a period of three calendar years and will be tacitly renewed at the end of the mandatory three-year period.

Capital structure for 2023



MGEN UNION BALANCE SHEET – ASSETS AS AT 31 DECEMBER 2023

In thousands of euros	31/12/2023			31/12/2022
	Gross	Depreciation and provisions	Net	Net
FIXED ASSETS				
Intangible fixed assets				
Preliminary expenses	-	-	-	-
Research and development costs	-	-	-	-
Concessions, patents, licences, trademarks, processes, software and similar rights and assets	20,098	20,094	4	30
Goodwill	-	-	-	-
Other	9,513	8,424	1,088	1,130
Intangible fixed assets under development	-	-	-	279
Advances and deposits	-	-	-	-
Total intangible fixed assets	29,610	28,518	1,092	1,439
Property, plant and equipment				
Land	-	-	-	-
Buildings	-	-	-	-
Technical installations & industrial plant and equipment	2,581	1,344	1,237	745
Other	35,713	7,965	27,748	25,746
Encumbered assets	-	-	-	-
Tangible fixed assets under development	484	-	484	488
Advances and deposits	-	-	-	-
Total property, plant and equipment	38,778	9,309	29,469	26,979
Financial fixed assets				
Shareholdings	-	-	-	-
Receivables from companies in which an equity interest is held	-	-	-	-
Long-term portfolio securities	-	-	-	-
Other long-term investments	-	-	-	-
Loans	456	456	-	-
Other	131	-	131	131
Total financial fixed assets	587	456	131	131
TOTAL I	68,976	38,284	30,692	28,549
CURRENT ASSETS				
Stock and work in progress	42	-	42	43
Raw materials and other supplies	42	-	42	43
Work in progress (goods and services)	-	-	-	-
Intermediate and finished products	-	-	-	-
Goods	-	-	-	-
Advances and deposits on orders	8	-	8	73
Receivables	7,239	4	7,235	11,985
Trade receivables and related accounts	-	-	-	-
Other	7,239	4	7,235	11,985
Marketable securities	-	-	-	-
Other securities	-	-	-	-
Cash instruments	-	-	-	-
Cash assets	653	-	653	607
Prepaid expenses	197	-	197	71
TOTAL II	8,140	4	8,136	12,779
Deferred charges	-	-	-	-
TOTAL III	-	-	-	-
Loan redemption premiums	-	-	-	-
TOTAL IV	-	-	-	-
Unrealised foreign exchange losses	-	-	-	-
TOTAL V	-	-	-	-
TOTAL ASSETS (I+II+III+IV+V)	77,116	38,288	38,828	41,328

MGEN UNION BALANCE SHEET – LIABILITIES AS AT 31 DECEMBER 2023

In thousands of euros	31/12/2023	31/12/2022
MUTUAL FUNDS AND RESERVES		
Shareholders' equity	835	977
Endowment funds without right of redemption	-	-
Revaluation adjustments	-	-
Reserves	4,502	4,502
Retained earnings	- 3,525	- 4,475
Profit (loss) for the year	- 142	950
Other mutual funds	3,600	3,600
Endowment funds with right of redemption	3,600	3,600
Contributions	-	-
Establishment fund borrowings	-	-
Development fund borrowings	-	-
Legacies and donations	-	-
Owners' rights (commodate)	-	-
Profit (loss) under the supervision of third-party lenders	-	-
Revaluation adjustments	-	-
Equipment grants and other investment grants	-	-
Regulated provisions	-	-
TOTAL I	4,435	4,577
PROVISIONS FOR LIABILITIES AND CHARGES		
Provisions for liabilities	1,203	937
Provisions for charges	4,220	4,061
TOTAL II	5,423	4,998
DEDICATED FUNDS		
For operating grants	780	277
For other resources	-	-
TOTAL III	780	277
DEBTS		
Subordinated liabilities	-	-
Other loans, deposits and guarantees received	-	-
Loans and debts from credit institutions	-	-
Miscellaneous loans and borrowings	-	-
Advances and deposits received on orders and work in progress	-	-
Trade payables and related accounts	12,939	16,533
Tax and social security liabilities	13,214	12,571
Liabilities in respect of fixed assets and related accounts	1,503	1,673
Other payables	533	698
Cash instruments	-	-
Deferred income	-	-
TOTAL IV	28,189	31,475
Unrealised foreign exchange gains	-	-
TOTAL V	-	-
TOTAL LIABILITIES (I+II+III+IV+V)	38,828	41,328

MGEN UNION PROFIT AND LOSS ACCOUNT AS AT 31 DECEMBER 2023

In thousands of euros	2023	2022
OPERATING INCOME		
Sales of goods	-	-
Sales of goods produced	6,819	4,374
NET REVENUE (Exports)	6,819	4,374
Stored production	-	-
Self-constructed assets	-	-
Partial net income from long-term transactions	-	-
Operating grants	222	-
Write-backs of provisions, depreciation and transfers of expenses	4,530	5,861
Mutual insurance company premiums	50	50
Other income	172,776	157,933
TOTAL I	184,397	168,219
OPERATING EXPENSES		
Goods		
Purchases	-	-
Inventory change	-	-
Raw materials and other supplies		
Raw materials and other supplies: purchases	-	-
Raw materials and other supplies: inventory change	-	-
Other external purchases and expenses	101,326	89,557
Taxes, duties and other levies	8,531	8,267
Wages and salaries	44,538	41,233
Social security charges	19,570	18,235
Depreciation and provisions	9,719	6,895
- depreciation	4,606	2,314
- provisions	-	-
For current assets: provisions	-	-
For liabilities and charges: provisions	5,113	4,580
Grants awarded by the organisation	-	-
Other expenses	674	697
TOTAL II	184,358	164,885
1. OPERATING INCOME	39	3,334
Share of profits of joint ventures	-	-
Surplus or deficit transferred	-	-
TOTAL III	-	-
Deficit or surplus transferred	-	-

In thousands of euros	2023	2022
TOTAL IV	-	-
FINANCIAL INCOME		
Financial income from holdings	-	-
Income from other marketable securities and fixed asset receivables	-	-
Other interest receivable and similar income	51	-
Write-backs of provisions and transfers of expenses	-	-
Foreign exchange gains	-	-
Net proceeds from sales of marketable securities	-	30
TOTAL V	51	30
FINANCIAL EXPENSES		
Depreciation and provisions	-	-
Interest payable and similar charges	-	-
Foreign exchange losses	-	-
Net charges on sales of marketable securities	-	-
TOTAL VI	-	-
2. FINANCIAL RESULT (V - VI)	51	30
3. PROFIT BEFORE TAX AND EXCEPTIONAL ITEMS	90	3,363
EXCEPTIONAL INCOME		
Exceptional income from management operations	-	-
Exceptional income from capital transactions	-	-
Write-backs of provisions and transfers of exceptional expenses	-	-
TOTAL VII	-	-
EXCEPTIONAL EXPENSES		
Exceptional charges on management operations	174	628
Exceptional charges on capital transactions	-	1,604
Exceptional depreciation and provisions	-	-
TOTAL VIII	174	2,231
4. EXCEPTIONAL PROFIT (LOSS)	- 174	- 2,231
Corporation tax	58	182
TOTAL INCOME	184,448	168,248
TOTAL EXPENSES	184,590	167,298
5. INTERIM BALANCE		950
+ Unused resources carried forward from previous years	- 142	-
- Outstanding commitments on allocated resources	-	-
6. SURPLUS OR DEFICIT	- 142	950

MGEN

FINANCIAL STATEMENTS AND LIST OF DIRECTORS' MANDATES

LIST OF DIRECTORS' MANDATES AND POSITIONS – MGEN AS AT 31 DECEMBER 2023

The French Mutual Insurance Code limits the number of mandates that a person may hold on the boards of mutual insurance companies.

The list of mandates below therefore takes into account the accounting rules laid down in Article L.114-23 of the French Mutual Insurance Code.

ADAM Cécile
49 years old - Primary School Teacher (on secondment)
Director MGEN Union, MGEN
Director UT Mutualité Française Centre Atlantique

BABAULT Florence
52 years old - Associate Professor (on secondment)
Vice-Chairwoman MGEN Union, MGEN,
MGEN Fila, MGEN Vie, MGEN Action Sanitaire et Sociale,
MGEN Centres de Santé, MGEN Partenaires
Director UMG Groupe VYV
Director VYV Partenariat

BEAUDET Thierry
61 years old - Primary School Teacher (on secondment)
Director MGEN Union, MGEN

BONNEL Mylène
47 years old - Administrative Secretary for National Education
and Higher Education (on secondment)
Deputy Vice-Chairwoman MGEN Union,
MGEN, MGEN Action Sanitaire et Sociale,
MGEN Centres de Santé, Director MGEN Partenaires
Director Groupe VYV
Director FNMF

BOUBA Céline
48 years old - Primary School Headteacher (on secondment)
Director MGEN Union, MGEN

BOUQUET Fabrice
41 years old - Administrative and Sustainable Development
Monitoring Secretary (on secondment)
Director MGEN Union, MGEN
Director MFP

CHABRISSOUX François
48 years old - Primary School Teacher (on secondment)
Director MGEN Union, MGEN
Director UMG Groupe VYV
Director VYV 3
Vice-Chairman VYV 3 Pays de la Loire

CHENUT Éric
50 years old - State Administrative Officer (on secondment)
Director MGEN Union, MGEN, MGEN Fila,
MGEN Vie, MGEN Partenaires
Chairman FNMF

DERIU Sergio
56 years old - Primary School Teacher (on secondment)
Director MGEN Union, MGEN
Director Esprit Retraite

GASTEIX Jean-Marc
59 years old - Primary School Teacher (on secondment)
Director MGEN Union, MGEN
Director VYV 3
General Secretary UT Pavillon de la Mutualité
Director UR Nouvelle-Aquitaine
Member Regional Federal Committee MFP Aquitaine

**Mandates held within mutual insurance companies,
which must be accounted for.**

**Other mandates and positions within mutual insurance
companies, which do not have to be accounted for.**

GATIGNOL Valérie

52 years old - Primary School Teacher (on secondment)

Director MGEN Union, MGEN**Director** UT Alsace**Director** MFPASS**Board Secretary** Regional Federal Committee MFP Alsace**GOUZOUQUEC Stéfan**

50 years old - Certified Teacher (on secondment)

Vice-Chairman MGEN Union, MGEN, MGEN Filia,

MGEN Vie, MGEN Action sanitaire et sociale,

MGEN Centres de santé

Vice-Chairman VYV 3**Director** VYV 3 Île-de-France**Vice-Chairman** MFPASS**Director** MFP**GRILLON Dominique**

58 years old - Primary School Teacher (on secondment)

Director MGEN Union, MGEN, MGEN Filia**Director** VYV 3**Director** UT Hautes-Pyrénées**JEANNEAU Éric**

52 years old - Associate Professor (on secondment)

Director MGEN Union, MGEN**Director** UMG Groupe VYV**Director** FNMF**Director** Esprit Retraite**LAMARRE Frédérique**

49 years old - State Administrative Officer (on secondment)

Director MGEN Union, MGEN**Director** UMG Groupe VYV**Director** MFP**MUSSEAU Isabelle**

55 years old - Social Service Technical Adviser

(on secondment)

Director MGEN Union, MGEN**Director** FNMF**Director** RMA**PEHAU Joëli**

60 years old - Primary School Teacher (on secondment)

Director MGEN Union, MGEN**Director** UT Pyrénées-Atlantique**PITRE Michael**

55 years old - Primary School Teacher (on secondment)

Director MGEN Union, MGEN, MGEN Partenaires**General Secretary** UT Nord-Pas-de-Calais**Director** MFP**Vice-Chairman** Union des mutuelles de Dunkerque**Director** RMA**QUERCIOLI Didier**

62 years old - Primary School Teacher (on secondment)

Director MGEN Union, MGEN**General Secretary** MFP**ROGER Stéphanie**

50 years old - Primary School Teacher (on secondment)

Director MGEN Union, MGEN,

MGEN Vie, MGEN Filia

RONDOT Isabelle

62 years old - Certified Teacher (on secondment)

Director MGEN Union, MGEN, MGEN Partenaires**Director** Groupe VYV**Vice-Chairwoman** MFP**Vice-Chairwoman** FNMF**RUDIO Emmanuelle**

57 years old - Primary School Teacher (on secondment)

Director MGEN Union, MGEN**SABOTIN-DESCLAUD Gabriel**

54 years old - Primary School Teacher (on secondment)

Director MGEN Union, MGEN, MGEN Vie**Vice-Chairman** VYV 3 Centre-Val de Loire**General Treasurer** UR Centre**SAVIGNAC Matthias**

49 years old - Primary School Teacher (on secondment)

Chairman MGEN Union, MGEN, MGEN Filia,

MGEN Vie, MGEN Action sanitaire et sociale,

MGEN Centres de santé, MGEN Partenaires

Deputy Vice-Chairman UMG Groupe VYV**Deputy Vice-Chairman** VYV 3**SOUQUET Bertrand**

51 years old - Vocational Teacher (on secondment)

Vice-Chairman MGEN Union, MGEN, MGEN Filia,

MGEN Vie, MGEN Action sanitaire et sociale,


MGEN Centres de santé, administrateur MGEN Partenaires

Director UMG Groupe VYV**Director** MFPASS**TRUFFAUT Clotilde**


47 years old - Certified Teacher (on secondment)

Director MGEN Union, MGEN, MGEN Partenaires

 Mandates held within mutual insurance companies, which must be accounted for.

 Other mandates and positions within mutual insurance companies, which do not have to be accounted for.

 Mandates held within mutual insurance companies, which must be accounted for.

 Other mandates and positions within mutual insurance companies, which do not have to be accounted for.

MGEN REGISTERED UNDER THE NUMBER 775 685 399

MUTUAL INSURANCE COMPANY SUBJECT TO THE PROVISIONS OF BOOK II OF THE FRENCH MUTUAL INSURANCE CODE

AMOUNTS PAID TO THE MEMBERS OF THE BOARD OF DIRECTORS

For 2023, the total amounts paid to directors, in accordance with Article L.114-26 of the French Mutual Insurance Code, came to €262k for MGEN.

COMPENSATION PAID TO THE OPERATIONAL DIRECTOR

In accordance with Article L.211-14, the share of compensation paid to the Operational Director came to €294k in 2023.

FINANCIAL TRANSFERS BETWEEN MUTUALS AND UNIONS

The MGEN Group's simplification project to combine the three book II mutual insurers into a single entity came to fruition in 2023.

These mergers resulted in the following transactions:

- Transfer of net assets from MGEN Vie to MGEN;
- Transfer of net assets from MGEN Filia to MGEN (except for its portfolio transferred to RMA).

AMOUNT AND ALLOCATION OF PROFIT SHARING

For 2023, the amount of profit sharing came to €241k.

ACQUISITION OF EQUITY INTERESTS IN COMPANIES GOVERNED BY BOOK II OF THE FRENCH COMMERCIAL CODE

Book II of the French Commercial Code contains the provisions governing commercial companies and economic interest groups. Article L.212-7-1 of the French Mutual Insurance Code also states that "equity interest means the direct or indirect holding of at least 20% of the voting rights or capital of a company".

In view of these criteria, MGEN acquired equity interests in the following companies during the 2023 financial year:

- UMR SA for 51% of its capital;
- MGEN Distribution (formerly Europamut) for 100% of its capital;
- HEALTHCASE Services for 75% of its capital;
- Creation by MGEN, as sole shareholder, of MGEN Portugal SA with its registered office in Lisbon.

NON-FINANCIAL PERFORMANCE STATEMENT

This information is included in the Non-Financial Performance Statement (NFPS) drawn up by UMG VYV as the head of the group.

CREATION OF A VAT GROUP

France's 2021 Finance Act introduced the VAT Group regime (governed by Article 256 C of the French General Tax Code) with effect from 1 January 2023.

A VAT group is a group where the flows between the entities comprising it are eligible for VAT exemption with the following characteristics:

- The entities in the VAT group must be taxable persons subject to VAT established in France with financial, economic and organisational ties;
- An entity may only be a member of one VAT group (single taxable person);
- Once set up, the minimum period for a VAT group is three years: no late entries or early exits are permitted, except for "natural" entries and exits;
- The VAT group regime is optional (this option must be chosen by 31 October 2022 at the latest for 1 January 2023);
- Within the VAT group, the entities no longer file their returns themselves. These are now filed by the head of the group.

In October 2022, as the head of the group, UMG Groupe VYV became the single taxable person (STP) and provided the tax authorities with a list of the 109 entities falling within the scope of the VAT group from 1 January 2023. As the single taxable person, UMG Groupe VYV has fulfilled all VAT obligations and has paid the VAT owed since this date.

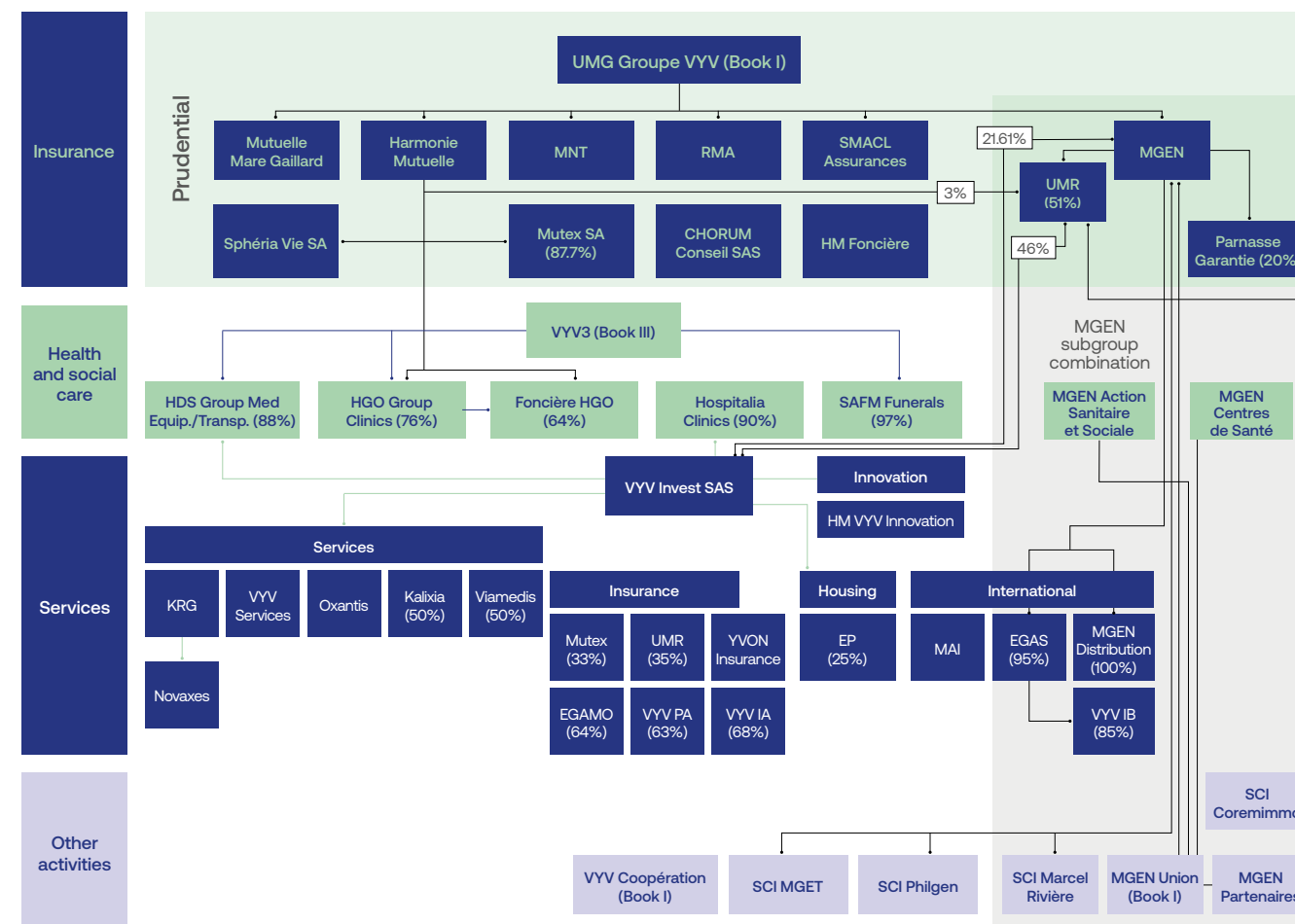
At the meeting of the Board of Directors on 13 September 2022, MGEN was approved for membership of the VAT group and became a member via the signing of an agreement with UMG Groupe VYV, with effect from 1 January 2023.

As required, this agreement covers a period of three calendar years and will be tacitly renewed at the end of the mandatory three-year period.

GROUP CONSOLIDATION SCOPE

List of organisations with which MGEN forms a group under Article L.212-7 of the French Mutual Insurance Code:

Capital structure for 2023



MGEN BALANCE SHEET – ASSETS
AS AT 31 DECEMBER 2023

<i>In thousands of euros</i>	31/12/2023	31/12/2022
Intangible assets	4,758	1,065
Investments	3,970,222	3,907,061
Land and buildings	569,333	570,187
Investments in affiliate companies and companies linked by participating interests	322,490	200,213
Other investments	2,953,646	3,023,143
Receivables for cash deposited with ceding companies	124,753	113,518
Investments representing technical provisions related to unit-linked transactions	-	-
Share of reinsurers and retrocessionaires in the technical provisions	73,935	78,934
Provisions for unearned premiums (Non-life)	174	5,509
Life insurance provisions	28	54
Provisions for benefits payable (Life)	1,497	3,120
Provisions for benefits payable (Non-Life)	44,644	41,710
Provisions for profit sharing and rebates (Life)	-	-
Provisions for profit sharing and rebates (Non-life)	-	-
Equalisation provision (Life)	-	-
Equalisation provision (Non-life)	-	-
Other technical provisions (Life)	33	2
Other technical provisions (Non-life)	27,559	28,539
Technical provisions for unit-linked transactions	-	-
Share of guarantors in technical commitments ceded in substitution	-	-
Receivables	385,568	322,555
Receivables arising from direct transactions and transactions in substitution	133,442	111,216
Receivables arising from reinsurance transactions and cessions in substitution	10,740	37,811
Other receivables	241,387	173,528
Staff	1,636	1,216
State, social welfare bodies and public authorities	5,723	5,871
Sundry debtors	234,027	166,441
Other assets	321,613	139,036
Tangible operating assets	32,262	34,941
Cash at bank, post office accounts and cash in hand	289,350	104,095
Prepayments and accrued income	28,195	23,910
Accrued interest and rent	15,542	10,817
Deferred acquisition costs (Life)	-	-
Deferred acquisition costs (Non-life)	-	-
Other accruals	12,654	13,093
Translation differences	-	-
TOTAL ASSETS	4,784,292	4,472,562

MGEN BALANCE SHEET – LIABILITIES
AS AT 31 DECEMBER 2023

<i>In thousands of euros</i>	31/12/2023	31/12/2022
Mutual funds and reserves	2,251,147	2,092,280
Shareholders' equity	2,251,147	2,092,280
Endowment funds	52,900	8,900
Revaluation adjustments	-	-
Reserves	2,104,082	2,016,589
Retained earnings	- 8,930	-
Profit (loss) for the year	103,094	66,791
Other mutual funds	-	-
Endowment funds with right of redemption	-	-
Net grants	-	-
Subordinated liabilities	-	-
Gross technical provisions	2,030,937	1,995,483
Provisions for unearned premiums (Non-life)	9,957	16,419
Life insurance provisions	84,247	79,123
Provisions for benefits payable (Life)	134,813	133,128
Provisions for benefits payable (Non-Life)	821,269	758,896
Provisions for profit sharing and rebates (Life)	241	574
Provisions for profit sharing and rebates (Non-life)	-	-
Equalisation provision (Life)	-	-
Equalisation provision (Non-life)	826	1,197
Other technical provisions (Life)	82	21
Other technical provisions (Non-life)	979,501	1,006,124
Technical provisions for unit-linked transactions	-	-
Technical commitments on transactions ceded in substitution	-	-
Provisions for liabilities and charges	17,903	20,038
Dedicated funds	-	-
Cash deposit liabilities received from reinsurers	-	61,623
Other payables	419,386	298,174
Liabilities arising from direct transactions and transactions in substitution	38,518	21,561
Liabilities arising from reinsurance transactions and cessions in substitution	17,637	17,188
Amounts owed to credit institutions	-	20
Other payables	363,231	259,405
Other loans, deposits and guarantees received	100,054	51
Staff	19,524	17,644
State, social welfare bodies and public authorities	143,565	122,985
Sundry creditors	100,088	118,725
Accruals and deferred income	1,288	4,963
Translation differences	-	-
TOTAL LIABILITIES	4,784,292	4,472,562

MGEN COMMITMENTS RECEIVED AND GIVEN
AS AT 31 DECEMBER 2023

<i>In thousands of euros</i>	31/12/2023	31/12/2022
Commitments received	-	-
Commitments given	540,872	306,773
Endorsements, sureties and credit guarantees given	334,292	109,289
Securities and assets purchased under resale agreements	-	-
Other commitments on securities, assets or income	-	-
Drawing rights granted to a guarantee fund	-	-
Other commitments given	206,580	197,484
Reciprocal commitments	251,325	15,836
Securities received as collateral from reinsurers and retrocessionaires	251,325	15,836
Securities received from organisations that have ceded transactions in substitution	-	-
Securities managed in connection with commitments under Branch 25	-	-
Other reciprocal commitments	-	-
Securities owned by mutual insurance companies	-	-
Other securities held on behalf of third parties	-	-

MGEN NON-LIFE UNDERWRITING PROFIT AND LOSS ACCOUNT
AS AT 31 DECEMBER 2023

<i>In thousands of euros</i>	Total gross transactions	Transactions ceded in substitution	Cessions and retrocessions	2023 net transactions	2022 net transactions
Earned premiums	2,625,304	-	45,661	2,579,643	2,443,454
Premiums	2,624,557	-	45,635	2,578,922	2,444,813
Cost of provisions for unearned premiums	748	-	26	722	1,359
Allocated investment return transferred from the non-technical account				71,234	32,425
Other technical income				179,220	178,346
Cost of benefits	2,182,843	-	33,443	2,149,400	1,994,221
Benefits and costs paid	2,120,125	-	31,197	2,088,929	1,985,226
Benefits	2,021,817	-	31,197	1,990,620	1,888,703
Costs paid	98,308	-	-	98,308	96,524
Cost of provisions for benefits payable	62,718	-	2,246	60,472	8,995
Cost of other technical provisions	- 26,994	-	980	- 26,015	- 17,914
Profit sharing				-	-
Acquisition costs and administrative expenses				280,433	269,334
Acquisition costs				171,697	178,143
Administrative expenses				113,998	96,052
Commissions received from reinsurers and guarantors in substitution				- 5,262	4,861
Other technical expenses				335,801	318,452
Cost of the equalisation provision				-	-
NON-LIFE UNDERWRITING RESULT				90,477	90,132

MGEN LIFE UNDERWRITING PROFIT AND LOSS ACCOUNT
AS AT 31 DECEMBER 2023

<i>In thousands of euros</i>	Total gross transactions	Transactions ceded in substitution	Cessions and retrocessions	2023 net transactions	2022 net transactions
Premiums	184,239	-	3,336	180,903	182,906
Investment income				16,742	11,216
Investment revenues				10,668	3,522
Other investment income				1,164	1,676
Gains on the realisation of investments				4,910	6,018
Unit-linked life insurance (ULLI) adjustments (capital gains)				-	-
Other technical income				4,103	4,005
Cost of benefits	151,511	-	528	150,982	142,069
Benefits and costs paid	155,582	-	528	155,054	124,365
Benefits	148,599	-	528	148,070	124,316
Costs paid	6,983	-	-	6,983	49
Cost of provisions for benefits payable	- 4,071	-	-	- 4,071	17,704
Cost of life insurance provisions and other technical provisions	4,532	-	26	4,558	5,294
Life insurance provisions	4,532	-	26	4,558	5,294
Provisions for unit-linked transactions	-	-	-	-	-
Equalisation provision	-	-	-	-	-
Other technical provisions	-	-	-	-	-
Profit sharing				- 332	249
Acquisition costs and administrative expenses				14,920	30,658
Acquisition costs				8,866	331
Administrative expenses				6,875	31,450
Commissions received from reinsurers and guarantors in substitution				- 821	- 1,123
Investment charges				7,820	7,705
Internal and external management costs of investments and interest				211	879
Other investment charges				598	491
Losses on the realisation of investments				7,011	6,336
ULLI adjustments (capital losses)				-	-
Other technical expenses				29,345	14,063
Investment income transferred to the non-technical account				-	-
LIFE UNDERWRITING RESULT				- 5,545	- 1,910

MGEN NON-UNDERWRITING PROFIT AND LOSS ACCOUNT
AS AT 31 DECEMBER 2023

<i>In thousands of euros</i>	2023	2022
NON-LIFE UNDERWRITING RESULT	90,477	90,132
LIFE UNDERWRITING RESULT	- 5,545	- 1,910
Investment income	305,622	173,354
Investment revenues	194,746	54,545
Other investment income	21,245	25,912
Profits from the realisation of investments	89,630	92,897
Allocated investment return transferred from the life technical account	-	-
Investment charges	142,756	121,744
Internal and external management costs of investments and financial expenses	11,299	9,241
Other investment charges	3,466	14,693
Losses on the realisation of investments	127,990	97,810
Investment income transferred to the non-life technical account	71,234	32,425
Other non-technical income	36,881	5,619
Other non-technical expenses	79,281	47,148
Social security charges - benefits	29,187	2,731
Social security charges - operating expenses	5,043	4,983
Other non-technical expenses	45,050	39,434
Exceptional profit (loss)	3,826	- 81
Exceptional income	5,700	-
Exceptional expenses	- 1,874	81
Income tax - Employee profit sharing	34,898	- 949
Interim balance	18,161	66,791
Unused resources carried forward from previous years	-	-
Outstanding commitments on allocated resources	-	-
PROFIT (LOSS) FOR THE YEAR	103,094	66,791

MGEN ACTION SANITAIRE ET SOCIALE

FINANCIAL STATEMENTS
AND LIST OF DIRECTORS'
MANDATES

LIST OF DIRECTORS' MANDATES AND POSITIONS – MGEN ACTION SANITAIRE ET SOCIALE AS AT 31 DECEMBER 2023

The French Mutual Insurance Code limits the number of mandates that a person may hold on the boards of mutual insurance companies.

The list of mandates below therefore takes into account the accounting rules laid down in Article L.114-23 of the French Mutual Insurance Code.

BABAULT Florence

52 years old - Associate Professor (on secondment)
Vice-Chairwoman MGEN Union, MGEN, MGEN Filia,
MGEN Vie, MGEN Action sanitaire et sociale,
MGEN Centres de santé, MGEN Partenaires
Director UMG Groupe VYV
Director VYV Partenariat

BONNEL Mylène

47 years old - Administrative Secretary for
National Education and Higher Education (on secondment)
Deputy Vice-Chairwoman MGEN Union, MGEN,
MGEN Action sanitaire et sociale, MGEN Centres de santé,
Director MGEN Partenaires
Director Groupe VYV
Director FNMF

CARDEILLAT Jean-Louis

61 years old - Primary School Teacher (on secondment)
Director MGEN Union, MGEN Action sanitaire et sociale,
MGEN Centres de santé
Director VYV 3
Director UT des Hautes-Pyrénées

CHATON Catherine

61 years old - Agricultural and Environmental Engineer,
Head of Engineering and Training (on secondment)
Director MGEN Union, MGEN Action sanitaire
et sociale, MGEN Centres de Santé
Director VYV 3

FOURNIER Thierry

57 years old - Chief Education Adviser (on secondment)
Director MGEN Union, MGEN Action sanitaire
et sociale, MGEN Centres de santé
Director VYV 3
Deputy Vice-Chairman UT Aveyron
Director MFPASS
Director UR Occitanie
Treasurer Regional Federal Committee MFP Midi-Pyrénées

GOUEDARD Frédéric

60 years old - Primary School Teacher (on secondment)
Director MGEN Union,
MGEN Action sanitaire et sociale,
MGEN Centres de santé
Director VYV 3
Vice-Chairman VYV 3 IDF
Chairman UR Île-de-France
Director FNMF

GOUZOUQUEC Stéfan



50 years old - Certified Teacher (on secondment)
Vice-Chairman MGEN Union, MGEN, MGEN Filia,
MGEN Vie, MGEN Action sanitaire et sociale,
MGEN Centres de santé
Vice-Chairman VYV 3
Director VYV 3 Île-de-France
Director MFPASS
Director MFP

- Mandates held within mutual insurance companies, which must be accounted for.
- Other mandates and positions within mutual insurance companies, which do not have to be accounted for.

JOUANNET Thomas
 56 years old - Administrative Secretary
 for National Education and Higher Education (on secondment)
Director MGEN Union, MGEN Action sanitaire et sociale,
 MGEN Centres de santé
Director VYV 3
Chairman UT Comtoise
General Secretary MFPASS
Chairman HOSPITALIA Mutualité
Chairman Union d'unions territoriales (MFC/MFSL/MFHS/MFJ)
Director UR Bourgogne-Franche-Comté

MARIE Yvelle
 52 years old - Primary School Teacher (on secondment)
Director MGEN Union, MGEN Action sanitaire et sociale,
 MGEN Centres de santé
General Treasurer VYV 3
General Secretary UR des Mutuelles de Guadeloupe

OLAONDO Corinne
 61 years old - Certified Teacher (on secondment)
Director MGEN Union, MGEN Action sanitaire et sociale,
 MGEN Centres de santé
Director VYV 3
Director UGR personnes âgées VYV 3 Bretagne
Director UR Bretagne

 Mandates held within mutual insurance companies, which must be accounted for.
 Other mandates and positions within mutual insurance companies, which do not have to be accounted for.

SAVIGNAC Matthias
 49 years old - Primary School Teacher (on secondment)
Chairman MGEN Union, MGEN, MGEN Filia,
 MGEN Vie, MGEN Action sanitaire et sociale,
 MGEN Centres de santé, MGEN Partenaires
Deputy Vice-Chairman UMG Groupe VYV
Deputy Vice-Chairman VYV 3

SOUQUET Bertrand
 51 years old - Vocational Teacher (on secondment)
Vice-Chairman MGEN Union, MGEN, MGEN Filia,
 MGEN Vie, MGEN Action sanitaire et sociale,
 MGEN Centres de santé, Director MGEN Partenaires
Director UMG Groupe VYV
Director MFPASS

MGEN ACTION SANITAIRE ET SOCIALE

REGISTERED UNDER THE NUMBER 441 921 913

MUTUAL INSURANCE COMPANY SUBJECT TO THE PROVISIONS OF BOOK III OF THE FRENCH MUTUAL INSURANCE CODE

AMOUNTS PAID TO THE MEMBERS OF THE BOARD OF DIRECTORS
 None.

FINANCIAL TRANSFERS BETWEEN MUTUALS AND UNIONS Between MGEN Action Sanitaire et Sociale and MGEN
 None.

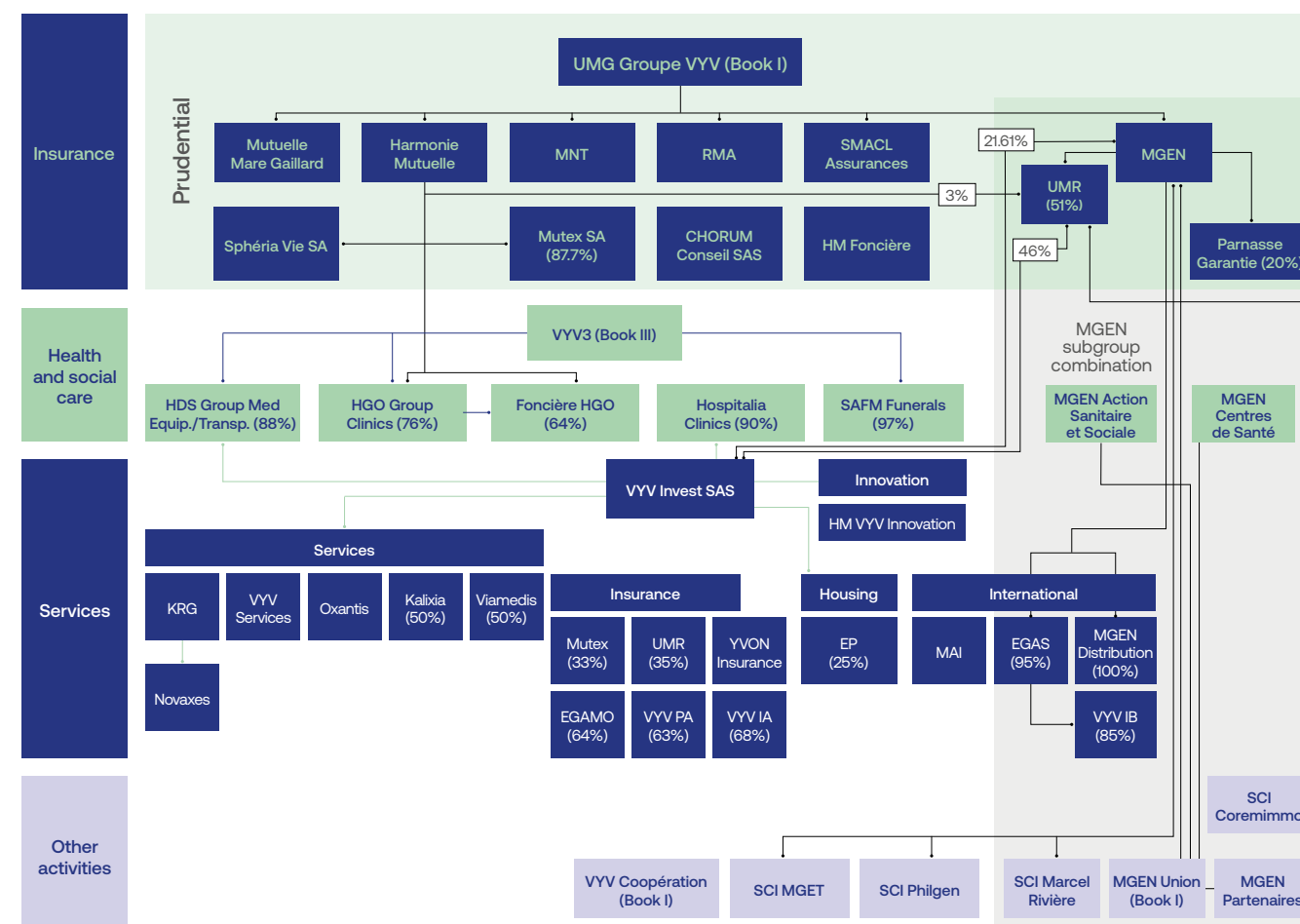
AMOUNT AND ALLOCATION OF PROFIT SHARING
 None.

ACQUISITION OF EQUITY INTERESTS IN COMPANIES GOVERNED BY BOOK II OF THE FRENCH COMMERCIAL CODE

Book II of the French Commercial Code contains the provisions governing commercial companies and economic interest groups. Article L.212-7-1 of the French Mutual Insurance Code also states that "equity interest means the direct or indirect holding of at least 20% of the voting rights or capital of a company".

In view of these criteria, no equity interests were acquired by MGEN Centres de Santé during this financial year.

Capital structure for 2023



MGEN ACTION SANITAIRE ET SOCIALE BALANCE SHEET – ASSETS
AS AT 31 DECEMBER 2023

In thousands of euros	31/12/2023			31/12/2022
	Gross	Depreciation and provisions	Net	Net
FIXED ASSETS				
Intangible fixed assets				
Preliminary expenses	-	-	-	-
Research and development costs	-	-	-	-
Concessions, patents and licences	3,218	3,138	81	64
Goodwill	-	-	-	-
Other	-	-	-	3,522
Intangible fixed assets under development	-	-	-	177
Advances and deposits	-	-	-	-
Total intangible fixed assets	3,318	3,138	81	3,763
Property, plant and equipment				
Land	48,648	11,678	36,970	37,758
Buildings	326,918	200,634	126,283	127,793
Technical installations & industrial plant and equipment	41,244	33,740	7,504	8,082
Other	20,513	14,620	5,893	6,539
Encumbered assets	-	-	-	-
Tangible fixed assets under development	11,052	-	11,052	12,032
Advances and deposits	-	-	-	-
Total property, plant and equipment	448,374	260,671	187,703	192,204
Financial fixed assets				
Shareholdings	13	-	13	13
Receivables from companies in which an equity interest is held	-	-	-	-
Long-term portfolio securities	-	-	-	-
Other long-term investments	55	-	55	-
Loans	3,566	3,566	-	-
Other	5,414	-	5,414	6,498
Total financial fixed assets	9,048	3,566	5,481	6,511
TOTAL I	460,640	267,375	193,265	202,478
CURRENT ASSETS				
Stock and work in progress	2,225	-	2,225	2,483
Raw materials and other supplies	2,225	-	2,225	2,483
Work in progress (goods and services)	-	-	-	-
Intermediate and finished products	-	-	-	-
Goods	-	-	-	-
Advances and deposits on orders	333	-	333	142
Receivables	40,780	1,500	39,280	34,701
Trade receivables and related accounts	34,234	1,497	32,737	29,113
Other	6,546	3	6,543	5,588
Marketable securities	10,531	-	10,531	30,982
Other securities	-	-	-	-
Cash instruments	-	-	-	-
Cash assets	723	-	723	636
Prepaid expenses	602	-	602	1,830
TOTAL II	55,194	1,500	53,694	70,774
Deferred charges	-	-	-	-
TOTAL III	-	-	-	-
Loan redemption premiums	-	-	-	-
TOTAL IV	-	-	-	-
Unrealised foreign exchange losses	-	-	-	-
TOTAL V	-	-	-	-
TOTAL ASSETS (I+II+III+IV+V)	515,834	268,876	246,959	273,252

MGEN ACTION SANITAIRE ET SOCIALE BALANCE SHEET – LIABILITIES
AS AT 31 DECEMBER 2023

In thousands of euros	31/12/2023	31/12/2022
MUTUAL FUNDS AND RESERVES		
Shareholders' equity		
Association funds without right of redemption	-	-
Association funds without right of redemption - statutory	20,778	20,778
Association funds without right of redemption - supplementary	-	-
Shareholders' equity with right of redemption - supplementary		
Shareholders' equity with right of redemption: contributions	2,041	2,041
Article 50 contributions	9,906	9,906
Reserves		
Statutory or contractual reserves	103,423	103,638
Reserves	19,949	19,949
of which reserves in administration	19,949	19,949
Other reserves	-	-
Retained earnings	- 81,256	- 94,734
of which retained earnings in administration	- 64,912	- 74,774
Surplus or deficit for the year	9,161	13,478
of which surplus or deficit for the year in administration	5,152	9,927
Equipment grants and other investment grants	26,103	27,738
Regulated provisions	-	-
TOTAL I	110,105	102,794
CARRYOVER OR DEDICATED FUNDS		
Carryover related to legacies and donations	-	-
Dedicated funds	10,403	10,910
TOTAL II	10,403	10,910
PROVISIONS FOR LIABILITIES AND CHARGES		
Provisions for liabilities	2,864	1,650
Provisions for charges	18,324	21,027
TOTAL III	21,188	22,677
DEDICATED FUNDS		
For operating grants	-	-
For other resources	-	-
DEBTS		
Subordinated liabilities	-	-
Other loans, deposits and guarantees received	-	-
Other loans, deposits and guarantees received	-	-
Loans and debts from credit institutions	10,773	11,268
Miscellaneous loans and borrowings	11,341	12,402
Advances and deposits received on orders and work in progress	2,544	2,118
Trade payables and related accounts	15,510	23,008
Liabilities arising from legacies or donations	-	-
Tax and social security liabilities	35,820	35,299
Liabilities in respect of fixed assets and related accounts	2,368	1,889
Other payables	25,948	48,476
Cash instruments	-	-
Cash instruments	-	-
Deferred income	958	2,413
TOTAL IV	105,262	136,871
Unrealised foreign exchange gains	-	-
TOTAL V	-	-
TOTAL ASSETS (I+II+III+IV+V)	246,959	273,252

MGEN ACTION SANITAIRE ET SOCIALE
COMMITMENTS RECEIVED AND GIVEN
AS AT 31 DECEMBER 2023

<i>In thousands of euros</i>	31/12/2023	31/12/2022
Commitments received	26,423	28,251
Commitments given	-	-
Endorsements, sureties and credit guarantees given	26,423	28,251
Securities and assets purchased under resale agreements	-	-
Other commitments on securities, assets or income	-	-
Drawing rights granted to a guarantee fund	-	-
Other commitments given	-	-
Reciprocal commitments	-	-
Securities received as collateral from reinsurers and retrocessionaires	-	-
Securities received from organisations that have ceded transactions in substitution	-	-
Securities managed in connection with commitments under Branch 25	-	-
Other reciprocal commitments	-	-
Securities owned by mutual insurance companies	-	-
Other securities held on behalf of third parties	-	-

MGEN ACTION SANITAIRE ET SOCIALE
PROFIT AND LOSS ACCOUNT
AS AT 31 DECEMBER 2023

<i>In thousands of euros</i>	31/12/2023	31/12/2022
OPERATING INCOME		
Premiums	23,934	59,098
Sales of goods	289	370
<i>of which relating to social and medico-social activities</i>	289	370
Sales of goods and services	19,616	17,050
Sales of goods and services	19,506	16,880
<i>of which relating to social and medico-social activities</i>	17,402	15,955
Sales of goods produced		
Goods	110	170
<i>of which relating to social and medico-social activities</i>	110	170
Income from third-party lenders		
Public tenders	296,048	281,465
<i>of which relating to social and medico-social activities</i>	296,048	281,465
Cost of procedures		
Other services		
Cost of surcharges		
Operating grants	3,821	8,763
Financial contributions	-	-
Write-backs of provisions, depreciation and transfers of expenses	7,847	7,378
Use of dedicated funds	2,222	1,329
Other income	614	431
TOTAL I	354,392	375,883
OPERATING EXPENSES		
Goods	19	19
Purchases of goods	19	19
Inventory change	-	-
Raw materials and other supplies	13,422	10,972
Raw materials and other supplies: purchases	13,197	11,111
Raw materials and other supplies: inventory change	225	- 139
Other external purchases and expenses	94,920	102,299
Taxes, duties and other levies	19,900	18,731
Wages and salaries	141,174	132,601
Social security charges	57,822	53,488
Depreciation and provisions	22,846	22,825
- depreciation, amortisation and impairment	16,034	16,132
- provisions for liabilities and charges	4,737	4,482
- provisions for current assets	360	639
- dedicated funds carried forward	1,715	1,572
Grants awarded by the organisation	9	11
Social welfare benefits	- 4,363	27,056
Change in social welfare benefits payable	-	-
Other expenses	378	1,051
TOTAL II	346,127	369,054

MGEN ACTION SANITAIRE ET SOCIALE
PROFIT AND LOSS ACCOUNT
AS AT 31 DECEMBER 2023

In thousands of euros

	2023	2022
1. OPERATING INCOME (I - II)	8,264	6,829
FINANCIAL INCOME		
Income from other marketable securities and fixed asset receivables	-	-
Other interest receivable and similar income	-	-
Write-backs of provisions and transfers of expenses	-	-
Foreign exchange gains	-	-
Net proceeds from sales of marketable securities	646	95
TOTAL III	646	95
FINANCIAL EXPENSES		
Depreciation and provisions	-	-
Interest payable and similar charges	1,030	1,129
Foreign exchange losses	-	-
Net charges on sales of marketable securities	-	-
TOTAL IV	1,030	1,129
2. FINANCIAL RESULT (III - IV)	- 384	- 1,034
3. PROFIT BEFORE TAX AND EXCEPTIONAL ITEMS	7,880	5,795
EXCEPTIONAL INCOME		
Exceptional income from management operations	115	326
Exceptional income from capital transactions	2,979	13,055
Write-backs of provisions and transfers of exceptional expenses	-	-
TOTAL V	3,094	13,381
EXCEPTIONAL EXPENSES		
Exceptional charges on management operations	180	1,295
Exceptional charges on capital transactions	198	2,531
Exceptional depreciation and provisions	1,191	1,569
TOTAL VI	1,569	5,396
4. EXCEPTIONAL PROFIT (LOSS)	1,525	7,986
Corporation tax	244	302
TOTAL INCOME	358,131	389,360
TOTAL EXPENSES	348,970	375,882
5. SURPLUS OR DEFICIT	9,161	13,478

MGEN CENTRES DE SANTÉ


FINANCIAL STATEMENTS
AND LIST OF DIRECTORS'
MANDATES

LIST OF DIRECTORS' MANDATES AND
POSITIONS – **MGEN CENTRES DE SANTÉ**
AS AT 31 DECEMBER 2023

The French Mutual Insurance Code limits the number of mandates that a person may hold on the boards of mutual insurance companies.

The list of mandates below therefore takes into account the accounting rules laid down in Article L.114-23 of the French Mutual Insurance Code.

 Mandates held within mutual insurance companies, which must be accounted for.

 Other mandates and positions within mutual insurance companies, which do not have to be accounted for.

BABAULT Florence
52 years old – Associate Professor (on secondment)
Vice-Chairwoman MGEN Union, MGEN, MGEN Filia, MGEN Vie, MGEN Action sanitaire et sociale, MGEN Centres de santé, MGEN Partenaires
Director UMG Groupe VYV
Director VYV Partenariat

BONNEL Mylène
47 years old – Administrative Secretary for National Education and Higher Education (on secondment)
Deputy Vice-Chairwoman MGEN Union, MGEN, MGEN Action sanitaire et sociale, MGEN Centres de santé, **Director** MGEN Partenaires
Director Groupe VYV
Director FNMf

CARDEILLAT Jean-Louis
61 years old – Primary School Teacher (on secondment)
Director MGEN Union, MGEN Action sanitaire et sociale, MGEN Centres de santé
Director VYV 3
Director UT des Hautes-Pyrénées

CHATON Catherine
61 years old – Agricultural and Environmental Engineer, Head of Engineering and Training (on secondment)
Director MGEN Union, MGEN Action sanitaire et sociale, MGEN Centres de santé
Director VYV 3


FOURNIER Thierry
57 years old – Chief Education Adviser (on secondment)
Director MGEN Union, MGEN Action sanitaire et sociale, MGEN Centres de santé
Director VYV 3
Deputy Vice-Chairman UT Aveyron
Director MFPASS
Director UR Occitanie
Treasurer Regional Federal Committee MFP Midi-Pyrénées

GOUEDARD Frédéric
60 years old – Primary School Teacher (on secondment)
Director MGEN Union, MGEN Action sanitaire et sociale, MGEN Centres de santé
Director VYV 3
Vice-Chairman VYV 3 IDF
Chairman UR Île-de-France
Director FNMf

GOUZOUGUEC Stéfano
50 years old – Certified Teacher (on secondment)
Vice-Chairman MGEN Union, MGEN, MGEN Filia, MGEN Vie, MGEN Action sanitaire et sociale, MGEN Centres de santé
Vice-Chairman VYV 3
Director VYV 3 Île-de-France
Director MFPASS
Director MFP

JOUANNET Thomas
56 years old – Administrative Secretary for National Education and Higher Education (on secondment)
Director MGEN Union, MGEN Action sanitaire et sociale, MGEN Centres de santé
Director VYV 3
Chairman UT Comtoise
General Secretary MFPASS
Chairman HOSPITALIA Mutualité
Chairman Union d'unions territoriales (MFC/MFSL/MFHS/MFJ)
Director UR Bourgogne-Franche-Comté

 Mandates held within mutual insurance companies, which must be accounted for.

 Other mandates and positions within mutual insurance companies, which do not have to be accounted for.

MARIE Yvelle
52 years old – Primary School Teacher (on secondment)
Director MGEN Union, MGEN Action sanitaire et sociale, MGEN Centres de santé
General Treasurer VYV 3
General Secretary UR des mutuelles de Guadeloupe

OLAONDO Corinne
61 years old – Certified Teacher (on secondment)
Director MGEN Union, MGEN Action sanitaire et sociale, MGEN Centres de santé
Director VYV 3
Director UGR personnes âgées VYV 3 Bretagne
Director UR Bretagne

SAVIGNAC Matthias
49 years old – Primary School Teacher (on secondment)
Chairman MGEN Union, MGEN, MGEN Filia, MGEN Vie, MGEN Action sanitaire et sociale, MGEN Centres de santé, MGEN Partenaires
Deputy Vice-Chairman UMG Groupe VYV
Deputy Vice-Chairman VYV 3

SOUQUET Bertrand
51 years old – Vocational Teacher (on secondment)
Vice-Chairman MGEN Union, MGEN, MGEN Filia, MGEN Vie, MGEN Action sanitaire et sociale, MGEN Centres de santé, **Director** MGEN Partenaires
Director UMG Groupe VYV
Director MFPASS

MGEN CENTRES DE SANTÉ

REGISTERED UNDER THE NUMBER 477 901 714

MUTUAL INSURANCE COMPANY SUBJECT TO THE PROVISIONS OF BOOK III OF THE FRENCH MUTUAL INSURANCE CODE

AMOUNTS PAID TO THE MEMBERS OF THE BOARD OF DIRECTORS

None.

FINANCIAL TRANSFERS BETWEEN MUTUALS AND UNIONS

None.

AMOUNT AND ALLOCATION OF PROFIT SHARING

None.

ACQUISITION OF EQUITY INTERESTS IN COMPANIES GOVERNED BY BOOK II OF THE FRENCH COMMERCIAL CODE

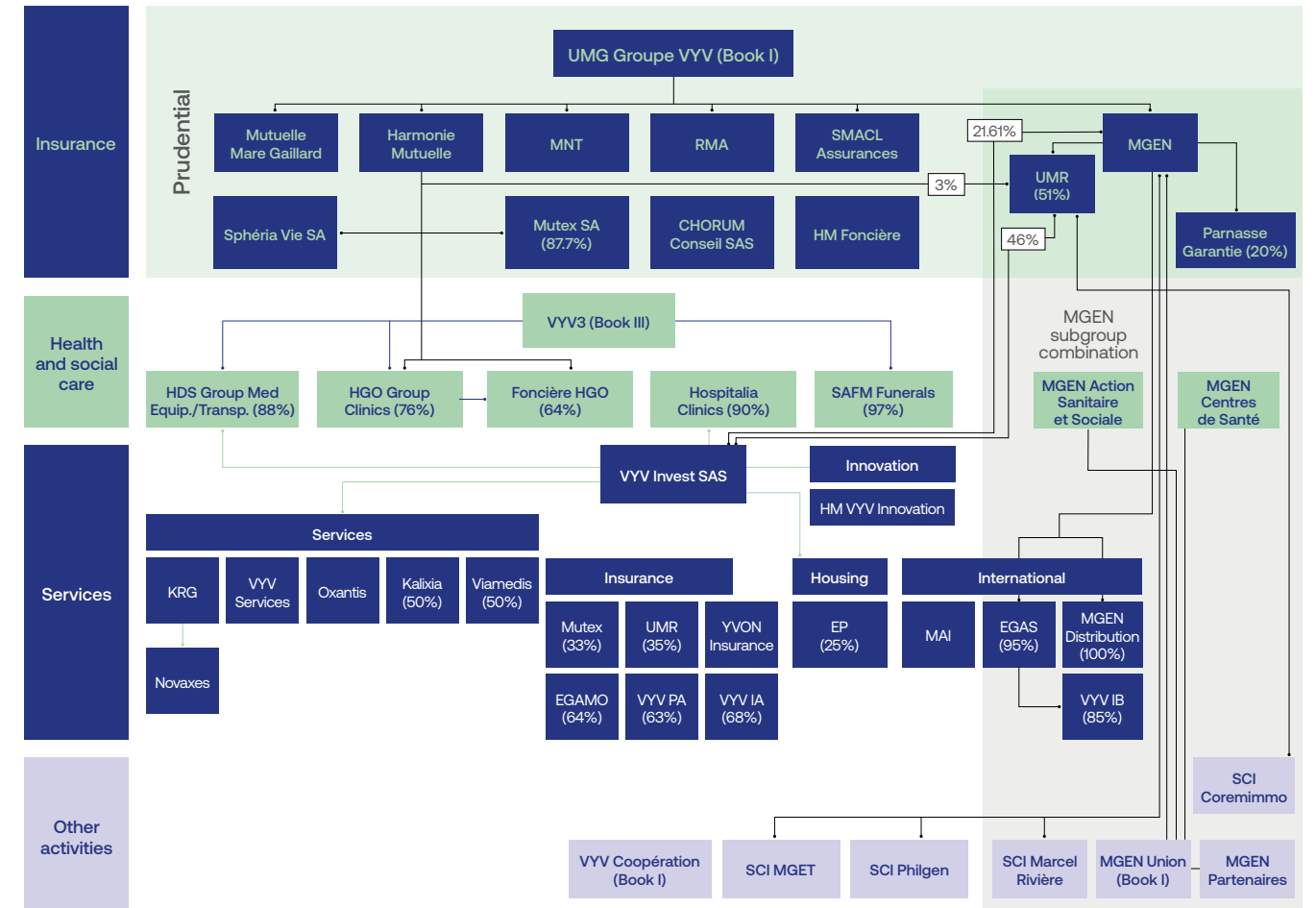
Book II of the French Commercial Code contains the provisions governing commercial companies and economic interest groups. Article L.212-7-1 of the French Mutual Insurance Code also states that “equity interest means the direct or indirect holding of at least 20% of the voting rights or capital of a company”.

In view of these criteria, no equity interests were acquired by MGEN Centres de Santé during this financial year.

GROUP CONSOLIDATION SCOPE

List of organisations with which MGEN Centres de Santé forms a group under Article L.212-7 of the French Mutual Insurance Code:

Capital structure for 2023



MGEN CENTRES DE SANTÉ BALANCE SHEET – ASSETS AS AT 31 DECEMBER 2023

In thousands of euros	31/12/2023			31/12/2022
	Gross	Depreciation and provisions	Net	Net
FIXED ASSETS				
Intangible fixed assets				
Preliminary expenses	-	-	-	-
Research and development costs	-	-	-	-
Concessions, patents, licences, trademarks, processes, software and similar rights and assets	1,283	1,282	1	1
Goodwill	-	-	-	-
Other	-	-	-	-
Intangible fixed assets under development	-	-	-	-
Advances and deposits	-	-	-	-
Total intangible fixed assets	1,283	1,282	1	1
Property, plant and equipment				
Land	6,622	473	6,150	6,186
Buildings	35,145	24,284	10,861	11,730
Technical installations & industrial plant and equipment	5,889	5,146	743	952
Other	3,262	2,511	751	850
Encumbered assets	-	-	-	-
Tangible fixed assets under development	291	-	291	147
Advances and deposits	-	-	-	-
Total property, plant and equipment	51,210	32,414	18,795	19,866
Financial fixed assets				
Shareholdings	-	-	-	-
Receivables from companies in which an equity interest is held	-	-	-	-
Long-term portfolio securities	-	-	-	-
Other long-term investments	8	-	8	8
Loans	419	419	-	-
Other	458	-	458	388
Total financial fixed assets	885	419	466	396
TOTAL I	52,094	34,115	19,262	20,263
CURRENT ASSETS				
Stock and work in progress	509	17	492	458
Raw materials and other supplies	152	-	152	157
Work in progress (goods and services)	-	-	-	-
Intermediate and finished products	-	-	-	-
Goods	357	17	339	302
Advances and deposits on orders	158	-	158	20
Receivables	7,867	946	6,921	7,669
Trade receivables and related accounts	4,529	887	3,642	5,115
Other	3,338	59	3,279	2,554
Marketable securities	11,270	-	11,270	10,532
Other securities	-	-	-	-
Cash instruments	-	-	-	-
Cash assets	674	-	674	1,245
Prepaid expenses	195	-	195	131
TOTAL II	20,673	963	19,709	20,056
Deferred charges	-	-	-	-
TOTAL III	-	-	-	-
Loan redemption premiums	-	-	-	-
TOTAL IV	-	-	-	-
Unrealised foreign exchange losses	-	-	-	-
TOTAL V	-	-	-	-
TOTAL ASSETS (I+II+III+IV+V)	74,050	35,078	38,971	40,319

MGEN CENTRES DE SANTÉ BALANCE SHEET – LIABILITIES AS AT 31 DECEMBER 2023

In thousands of euros	31/12/2023	31/12/2022
MUTUAL FUNDS AND RESERVES		
Shareholders' equity	12,694	12,140
Endowment funds without right of redemption	-	-
Revaluation adjustments	-	-
Association funds without right of redemption	-	-
Association funds without right of redemption - statutory	-	-
Association funds without right of redemption - supplementary	-	-
Retained earnings	-	-
Shareholders' equity with right of redemption - supplementary	-	-
Shareholders' equity with right of redemption: contributions	-	-
Reserves	-	-
Statutory or contractual reserves	-	-
Reserves including capital:	24,697	24,697
of which reserves in administration	-	-
Retained earnings	- 12,557	- 12
of which retained reserves in administration	-	-
Surplus or deficit for the year	554	-
Profit (loss) under the supervision of third-party lenders	-	-
Equipment grants and other investment grants	31	23
Regulated provisions	-	-
TOTAL I	12,725	12,163
PROVISIONS FOR LIABILITIES AND CHARGES		
Provisions for liabilities	392	229
Provisions for charges	3,044	3,513
TOTAL II	3,436	3,741
DEBTS		
Subordinated liabilities	-	-
Other loans, deposits and guarantees received	-	-
Loans and debts from credit institutions	-	-
Miscellaneous loans and borrowings	-	-
Advances and deposits received on orders and work in progress	564	617
Trade payables and related accounts	764	1,281
Tax and social security liabilities	3,942	4,040
Liabilities in respect of fixed assets and related accounts	167	287
Other payables	17,328	18,147
Cash instruments	-	-
Deferred income	46	42
TOTAL III	22,811	24,414
TOTAL LIABILITIES (I+II+III)	38,971	40,319

MGEN CENTRES DE SANTÉ PROFIT AND LOSS ACCOUNT AS AT 31 DECEMBER 2023

<i>In thousands of euros</i>	2023	2022
OPERATING INCOME		
Mutual insurance company premiums	10,797	10,142
Sales of goods	2,828	2,923
<i>of which relating to social and medico-social activities</i>	-	-
Sales of goods and services	25,375	28,086
Income from third-party lenders	-	-
Public tenders	-	-
<i>of which relating to social and medico-social activities</i>	-	-
Cost of surcharges	-	-
Other services	2,313	1,932
Cost of surcharges	-	-
Stored production	-	-
Self-constructed assets	-	-
Partial net income from long-term transactions	-	-
Operating grants	4,135	3,910
Write-backs of provisions, depreciation and transfers of expenses	1,268	916
Other income	37	410
TOTAL I	46,753	48,319
OPERATING EXPENSES		
Goods	807	928
Purchases	845	928
Inventory change	- 38	1
Raw materials and other supplies	382	329
Raw materials and other supplies: purchases	377	383
Raw materials and other supplies: inventory change	4	- 55
Other external purchases and expenses	14,631	14,401
Taxes, duties and other levies	3,303	3,393
Wages and salaries	17,041	17,785
Social security charges	7,218	7,339
Depreciation and provisions	3,179	2,665
- depreciation	1,915	2,005
- provisions	917	-
For current assets: provisions	347	172
For liabilities and charges: provisions	487	487
Grants awarded by the organisation	-	-
Social welfare benefits	-	-
Change in social welfare benefits payable	-	-
Other expenses	199	58
TOTAL II	46,760	46,897

<i>In thousands of euros</i>	2023	2022
1. OPERATING INCOME	- 7	1,422
Share of profits of joint ventures	-	-
Surplus or deficit transferred (S20)	-	-
TOTAL III	-	-
Deficit or surplus transferred (S21)	-	-
TOTAL IV	-	-
FINANCIAL INCOME		
Income from other marketable securities and fixed asset receivables	-	-
Other interest receivable and similar income	43	40
Write-backs of provisions and transfers of expenses	-	-
Foreign exchange gains	-	-
Net proceeds from sales of marketable securities	435	34
TOTAL V	478	74
FINANCIAL EXPENSES		
Depreciation and provisions	-	-
Interest payable and similar charges	518	-
Foreign exchange losses	-	-
Net charges on sales of marketable securities	-	-
TOTAL IV	518	-
2. FINANCIAL RESULT	- 39	74
3. PROFIT BEFORE TAX AND EXCEPTIONAL ITEMS	- 46	1,497
EXCEPTIONAL INCOME		
Exceptional income from management operations	750	1
Exceptional income from capital transactions	19	21
Write-backs of provisions and transfers of exceptional expenses	-	-
TOTAL V	769	22
EXCEPTIONAL EXPENSES		
Exceptional charges on management operations	96	33
Exceptional charges on capital transactions	1	18
Exceptional depreciation and provisions	71	1,826
TOTAL VI	169	1,876
4. EXCEPTIONAL PROFIT (LOSS)	600	- 1,854
Corporation tax	-	-
TOTAL INCOME	48,001	48,415
TOTAL EXPENSES	47,447	48,772
5. INTERIM BALANCE	554	- 357
+ Unused resources carried forward from previous years	-	-
- Outstanding commitments on allocated resources	-	-
6. SURPLUS OR DEFICIT	554	- 357



Document produced by the MGEN Group Communications Department

Design & production: ojkó

Illustration credit: © Camilo Huinca

Mutuelle Générale de l'Éducation Nationale registered under SIREN number 775 685 399, mutual insurance companies subject to the provisions of Book II of the French Mutual Insurance Code, MGEN Action Sanitaire et Sociale registered under SIREN number 441 921 913, MGEN Centres de Santé registered under SIREN number 477 901 714, mutual insurance companies subject to the provisions of Book III of the French Mutual Insurance Code, MGEN Union registered under SIREN number 441 921 962, mutual insurance union subject to the provisions of Book I of the French Mutual Insurance Code.

Registered office: 3 square Max-Hymans - 75748 Paris Cedex 15 - Legal representative: Matthias Savignac

MGEN We commit to each other

